



EUROMOLD

INTERFACE A

Medium Voltage Separable Connectors And Bushings

Catalogue 2026

NEXANS POWER ACCESSORIES

An essential cog in energy systems

The future will be electric. The present already is. As electrification gathers spaces, network operators are undertaking large-scale projects to extend and modernize the grids. These projects require a wide range of power accessories. Nexans is a leading manufacturer and distributor in this field since more than 60 years, supplying a full range of power accessories to our global customers in about 100 countries.

We connect all types of cables, for high- and medium-voltage installations, and all types of conductors with any cross-section. We provide underground cable junctions, and connect cables to various types of equipment, including transformers and switchgear. Our products are used on both onshore and offshore networks, on wind and solar farms, or in data centers for example.

Our range of products includes EUROMOLD connectors, our cutting-edge EPDM technology, known for its exceptional performance and reliability. We also provide cold and heat shrinkable joints and terminations, developed to be always easier to install and reliable. We pre-assemble ready to install jumpers. And our extensive range of GPH ferrules and lugs, designed to meet the highest standards of quality and durability, are embodied in all our accessories kits or delivered separately.

Nexans is committed to delivering innovative solutions and top-notch products in the field of electrical connections and accessories.

Together, we have the power to electrify the future!

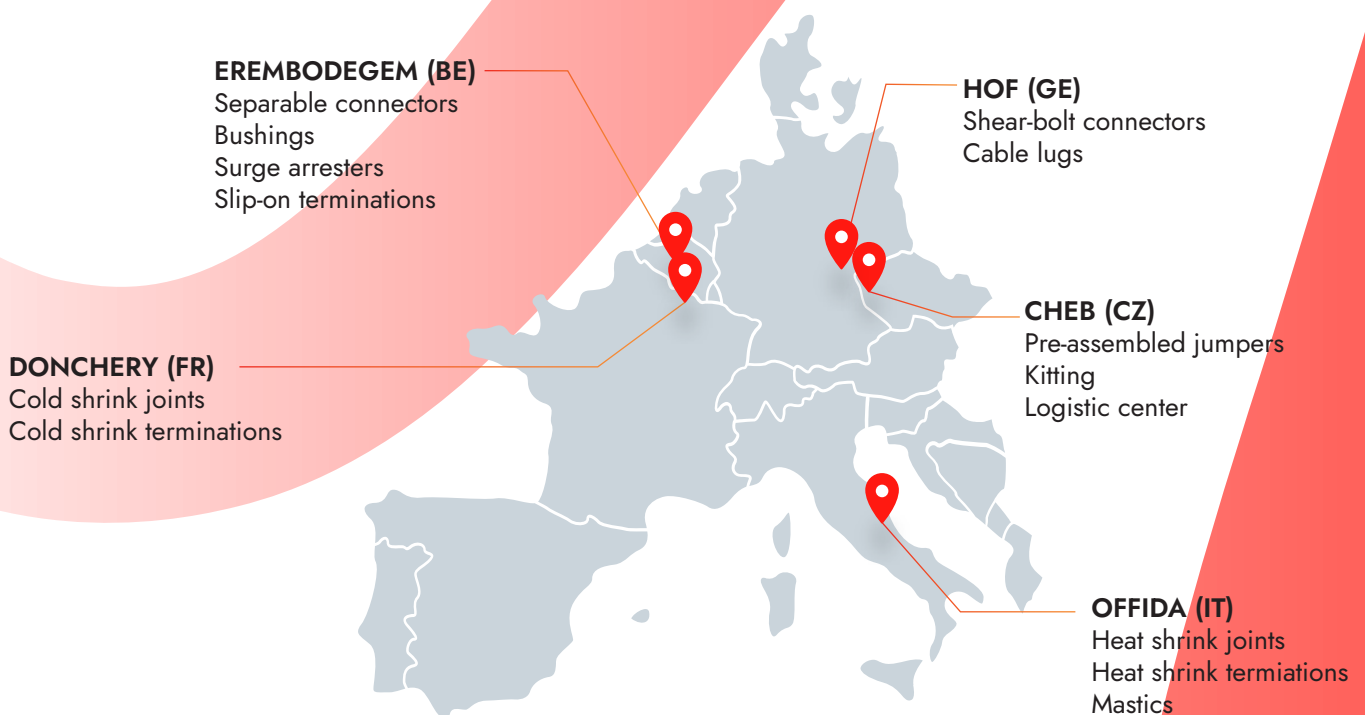
Laboratory accreditation

Since June 2000, Nexans independent ELAB laboratory obtained the BELAC accreditation no.144-TEST conform with the European standards for laboratories ISO 17025 for electrical testing of low and medium voltage cable accessories according to the international standards EN 50393, IEC 60502-4, IEC 61442 and HD 629.

ISO 9001 Certificate

Since 1992, Nexans commitment to quality is demonstrated by its ISO 9001 certification.

At Nexans, we are proud of our manufacturing and kitting sites



Medium voltage separable connectors



- Produced in **Europe**
- 100% routine tested
- Only high-quality material is used
- **Made 100% of EPDM rubber**
- All connectors are tested conform to the CENELEC **HD629.1** standard. Test reports available upon demand
- Degree of protection **IP67**: dust tight & immersion in water

- A complete range (12 kV - 72 kV)
- For cross sections from **95 mm² to 1200 mm²**
- Temperature range from **-60°C to +130°C**
- A range of associated coupling connectors and surge arresters all with compact design
- Offers many test options: capacitive test point, cable tests ...



COMPACT SEPARABLE CONNECTORS

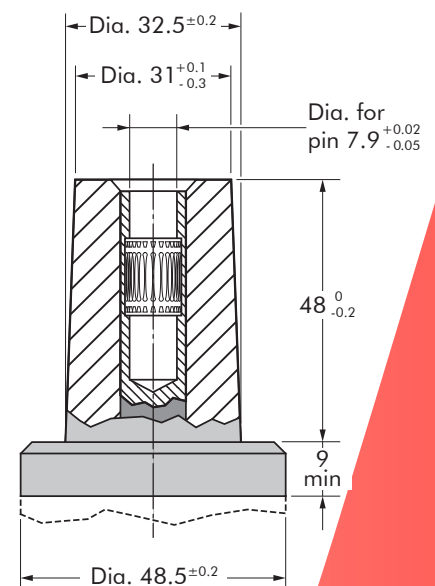
INTERFACE A

TABLE OF CONTENTS

200LR - elbow connector
200SR - straight connector
156SA - surge arrester
180AR-1 /-2 /-3 and 180AR-1-G /-3-G - equipment bushings
180A-24P-O - in-air bushing
PITO-E - plug-in termination
Accessories
Bail restraints
Possible arrangements

INTERFACE A1

Dimensions according to European CENELEC EN 50180 and 50181 (in mm).


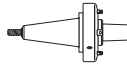
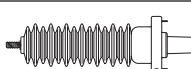










In mm.

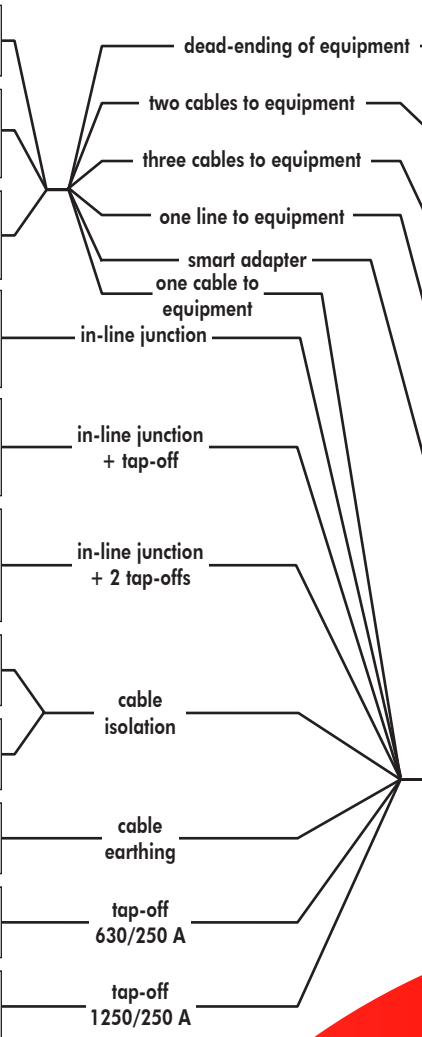
While every care is taken to ensure that the information contained in this publication is correct, no legal responsibility can be accepted for any inaccuracy. Nexans Network Solutions N.V. - Div. Euromold reserves the right to alter or modify the characteristics of its products described in this catalogue as standards and technology evolve.

CONNECTING POSSIBILITIES










BUSHINGS / ACCESSORIES / CONNECTOR

Equipment interface	
(K)180AR-1,-2 & -3 Equipment bushing	
(K)180A-24P-O In-air bushing	
(K)150S In-line junction	
(K)200T Tee connector	
(K)200X Cross connector	
K150DP Dead-end plug	
K151SOP Stand-off plug	
250GP Earthing plug	
(K)400RTPA Reducing tap plug	
(K)676RTPA Reducing tap plug	

CONNECTION



CONNECTORS / ACCESSORIES

	K200DR Dead-end receptacle
	(K)200T Tee connector
	(K)200X Cross connector
	PITO-E Plug-in termination
	KAA4 Smart adapter
	KAA8 Smart adapter
	(K)200SR Straight connector
	(K)200LR Elbow connector
	156SA Surge arrester

Made in Europe since 50 years

EUROMOLD separable connectors are made in Europe using only high-quality material such as EPDM rubber. Each product is tested according to CENELEC standards to ensure long-lasting quality.

+ Compact & flexible design

The compact design of separable connectors uses less raw material and limits sub packaging. It also facilitates installation in reduced space equipment configuration. The ability to combine connectors for most interfaces offers flexibility in the design of your installation.



+ Reliable

EUROMOLD connectors have a proven track record of high reliability and performance in medium & low high voltage applications. Each separable connector is made with high quality components in Europe and individually tested before leaving the plant, ensuring a reliable connection.

Easy to install & safe



Make your job easier with Nexans separable connectors. They can easily be installed & removed, when de-energized without specific tools, and safely, thanks to high quality EPDM rubber inner and outer jackets, ensuring a long-lasting protection even in harsh environmental conditions.

All-in-one solution



EUROMOLD's separable connectors fit every projects with their different shapes available for a wide range of cross sections taking GPH lugs and cable adaptors, limiting complexity and therefore stock, for all interfaces from A to F.



200LR

APPLICATION

Separable elbow connector designed to connect polymeric insulated cable to equipment (transformers, switchgear, motors...).

TECHNICAL CHARACTERISTICS

- A thick conductive EPDM jacket provides a total safe to touch screen.
- Each separable connector is tested for AC withstand and partial discharge prior to leaving the factory.

INTERFACE A ELBOW CONNECTOR

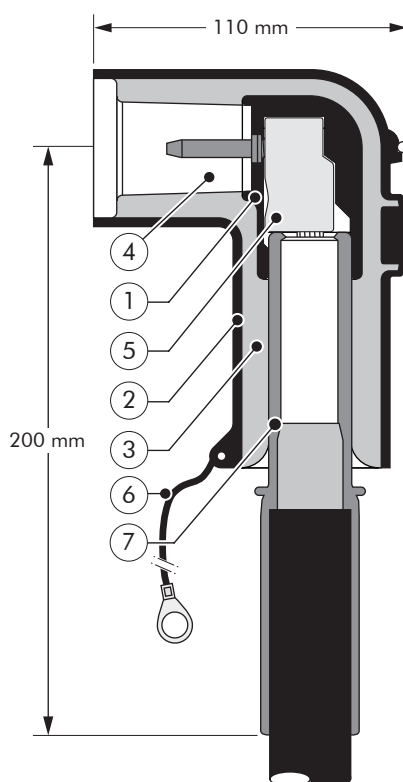


DESIGN

Separable connector comprising:

1. Conductive EPDM insert.
2. Conductive EPDM jacket.
3. Insulating EPDM layer.
4. Type A interface as described by CENELEC EN 50180 and 50181.
5. Conductor contact.
6. Earthing lead.
7. Cable reducer.

The screen break design enables cable outer sheath testing without removing or dismantling the connector.



6/10 (12) kV
6.35/11 (12) kV
8.7/15 (17.5) kV
12/20 (24) kV
12.7/22 (24) kV

Up to 24 kV
250 A

EUROMOLD

SPECIFICATIONS AND STANDARDS

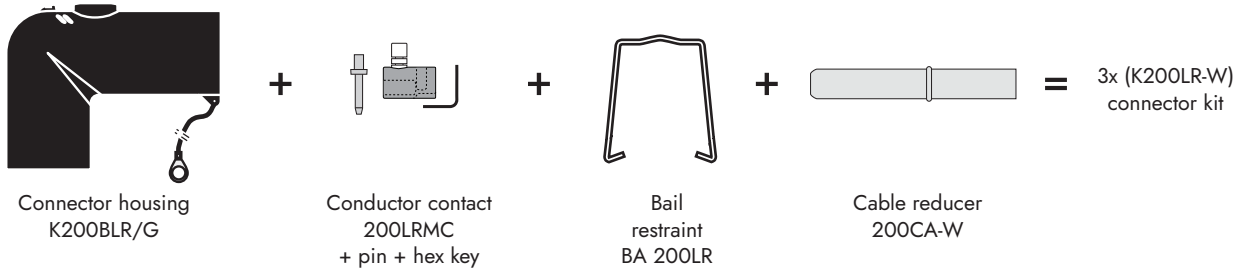
The 200LR separable connector meets the requirements of CENELEC HD 629.1.

Separable connector type	Current I _r (A)	Voltage U _m (kV)	Conductor sizes (mm ²)		Diameter over insulation (mm)	
			min	max	min	max
K200LR-12	250	12	25	95	13.0	21.0
K200LR-16	250	17.5	50	95	17.5	25.0

KIT CONTENTS

The complete K200LR elbow connector kit comprises 3x the following components:

The kit also comprises silicone grease, installation cone, gloves, wipers, roll adhesive tape and installation instructions.



ORDERING INSTRUCTIONS

To order a kit of 3 elbow connectors, specify the type:

- for 12 kV applications: 3x (K200LR-12).
- for 17.5 kV applications: 3x (K200LR-12) for 25 up to 50 mm²
3x (K200LR-16) for 50 up to 95 mm².
- for 24 kV applications: 3x (K200LR-16).

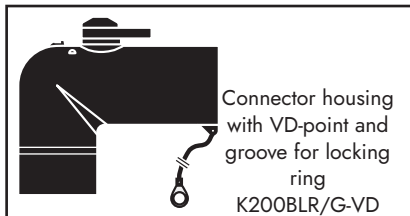
EXAMPLE:

The cable is 24 kV, 50 mm² compact stranded aluminium with a diameter over core insulation of 20.5 mm and copper screen wires.

Order 3x (K200LR-16) elbow connector kit.

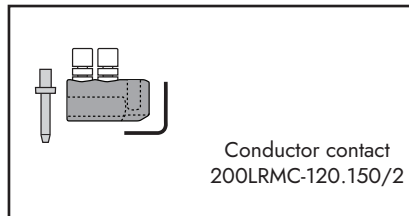
OPTIONS

VOLTAGE DETECTION POINT



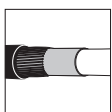
A version with a capacitive voltage divider (for voltage detection) and pre-moulded groove (for locking ring installation) is also available: add -VD to the specified type.

LARGER CONDUCTOR SIZES

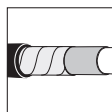


A version for larger conductor sizes (120 and 150 mm²) is also available.

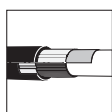
Specify connector type	Current I _r (A)	Voltage U _m (kV)	Conductor sizes (mm ²)	Diameter over insulation
3x (K200LR-16-120.150)	250	12	120-150	17.5-25.0
3x (K200LR-19-120.150)	250	17.5-24	120-150	21.5-28.5



For use with copper wire screened cables. No earthing device is necessary.



For use with copper tape screened cables. Add -CT to order.



For use with Alupe or C 33-226 cables. Add -MT345 to order.



For use on vessels classed by DNV. Add -DNV to part number.



For use with other cable types. Please contact our representative.



All kits are suitable for use indoor and outdoor.



PEP eco passport available

200SR

APPLICATION

Separable straight connector designed to connect polymeric insulated cable to equipment (transformers, switchgear, motors...).

DESIGN

Separable connector comprising:

1. Conductive EPDM insert.
2. Conductive EPDM jacket.
3. Insulating EPDM layer.
4. Type A interface as described by CENELEC EN 50180 and 50181.
5. Conductor contact.
6. Earthing lead.
7. Cable reducer.

The screen break design enables cable outer sheath testing without removing or dismantling the connector.

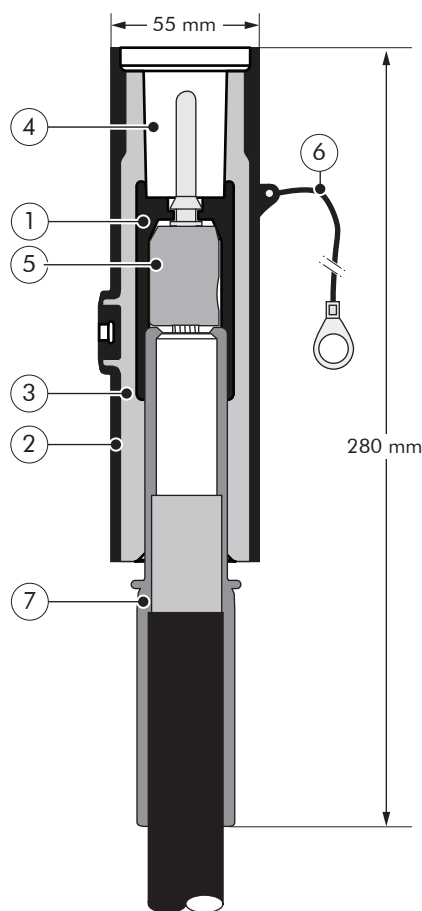
SPECIFICATIONS AND STANDARDS

The 200SR separable connector meets the requirements of CENELEC HD 629.1.

TECHNICAL CHARACTERISTICS

- The thick conductive EPDM jacket provides a total safe to touch screen which ensures safety for personnel.
- Each separable connector is tested for AC withstand and partial discharge prior to leaving the factory.

INTERFACE A STRAIGHT CONNECTOR



6/10 (12) kV
6.35/11 (12) kV
8.7/15 (17.5) kV
12/20 (24) kV
12.7/22 (24) kV

Up to 24 kV
250 A

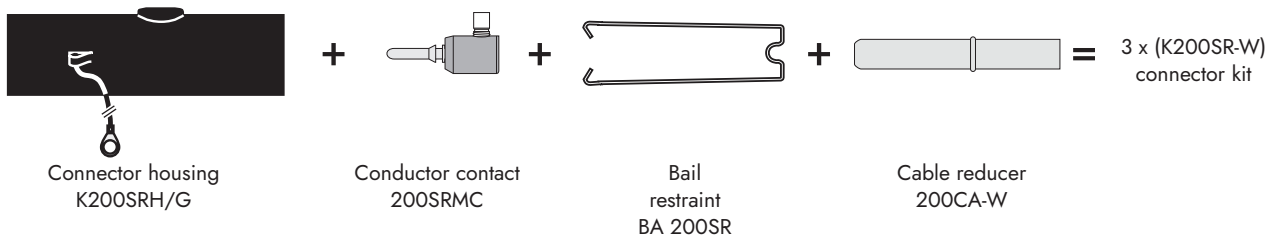
EUROMOLD

Separable connector type	Current I _r (A)	Voltage U _m (kV)	Conductor sizes (mm ²)		Diameter over insulation (mm)	
			min	max	min	max
K200SR-12	250	12 17.5	25 25	95 50	13.0	21.0
K200SR-16	250	17.5	50	95	17.5	25.0

KIT CONTENTS

The complete K200SR straight connector kit comprises 3x the following components:

The kit also comprises silicone grease, water sealing mastic, gloves, wipers, adhesive tape and installation instructions.



ORDERING INSTRUCTIONS

To order a kit of 3 straight connectors, specify the type:

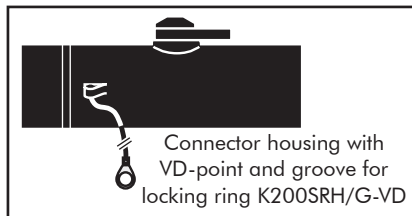
- for 12 kV applications: 3x (K200SR-12).
- for 17.5 kV applications: 3x (K200SR-12) for 25 up to 50 mm²
3x (K200SR-16) for 50 up to 95 mm².
- for 24 kV applications: 3x (K200SR-16).

EXAMPLE:

The cable is 24 kV, 50 mm² compact stranded aluminium with a diameter over core insulation of 20.5 mm and copper screen wires.

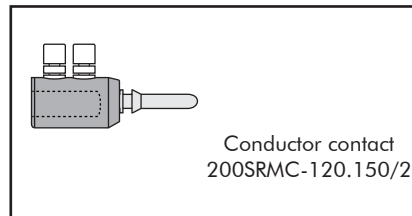
Order 3x (K200SR-16) straight connector kit.

OPTIONS



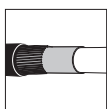
A version with a capacitive voltage divider (for voltage detection) and pre-moulded groove (for locking ring installation) is also available: add -VD to the specified type.

LARGER CONDUCTOR SIZES

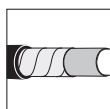


A version for larger conductor sizes (120 and 150 mm²) is also available.

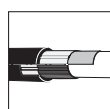
Specify connector type	Current I _r (A)	Voltage U _m (kV)	Conductor sizes (mm ²)	Diameter over insulation
3x (K200SR-16-120.150)	250	12	120-150	17.5-25.0
3x (K200SR-19-120.150)	250	17.5-24	120-150	21.5-28.5



For use with copper wire screened cables. No earthing device is necessary.



For use with copper tape screened cables. Add -CT to order.



For use with Alupe or C 33-226 cables. Add -MT345 to order.



For use on vessels classed by DNV. Add -DNV to part number.



For use with other cable types. Please contact our representative.



All kits are suitable for use indoor and outdoor.



PEP eco passport available

156SA

APPLICATION

Surge arrester designed to protect 12 and 24 kV class components, including transformers, equipment, cable and accessories from high voltage surges resulting from lightning or switching.

TECHNICAL CHARACTERISTICS

- This surge arrester is a metal oxide varistor surge arrester in an elbow configuration.
- Each arrester is tested for AC withstand and partial discharge prior to leaving the factory.

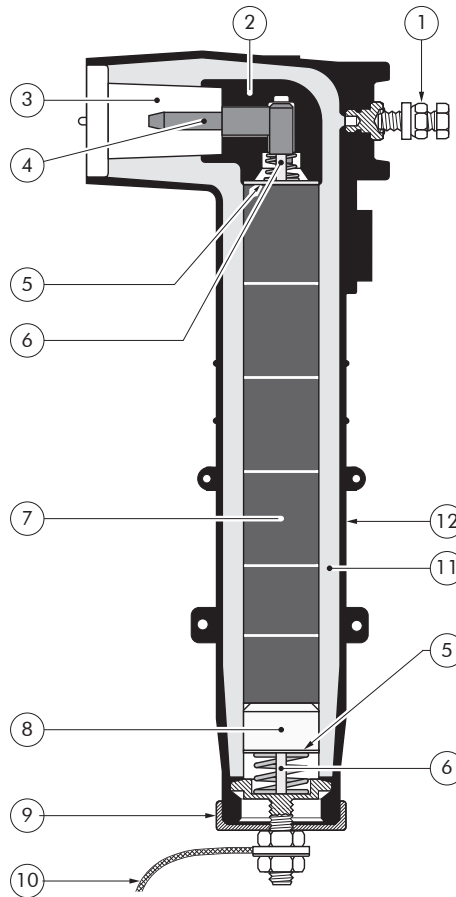
INTERFACE A SURGE ARRESTER



DESIGN

Surge arrester comprising:

1. Bail restraint.
2. Conductive EPDM insert.
3. Type A - 250 A interface as described by CENELEC EN 50180 and 50181.
4. Pin contact.
5. Contact disc.
6. Copper shunt.
7. Metal oxide valve elements.
8. Aluminium spacer.
9. Steel cap.
10. Earth connection.
11. Insulating EPDM layer moulded between the insert and the jacket.
12. Conductive EPDM jacket.



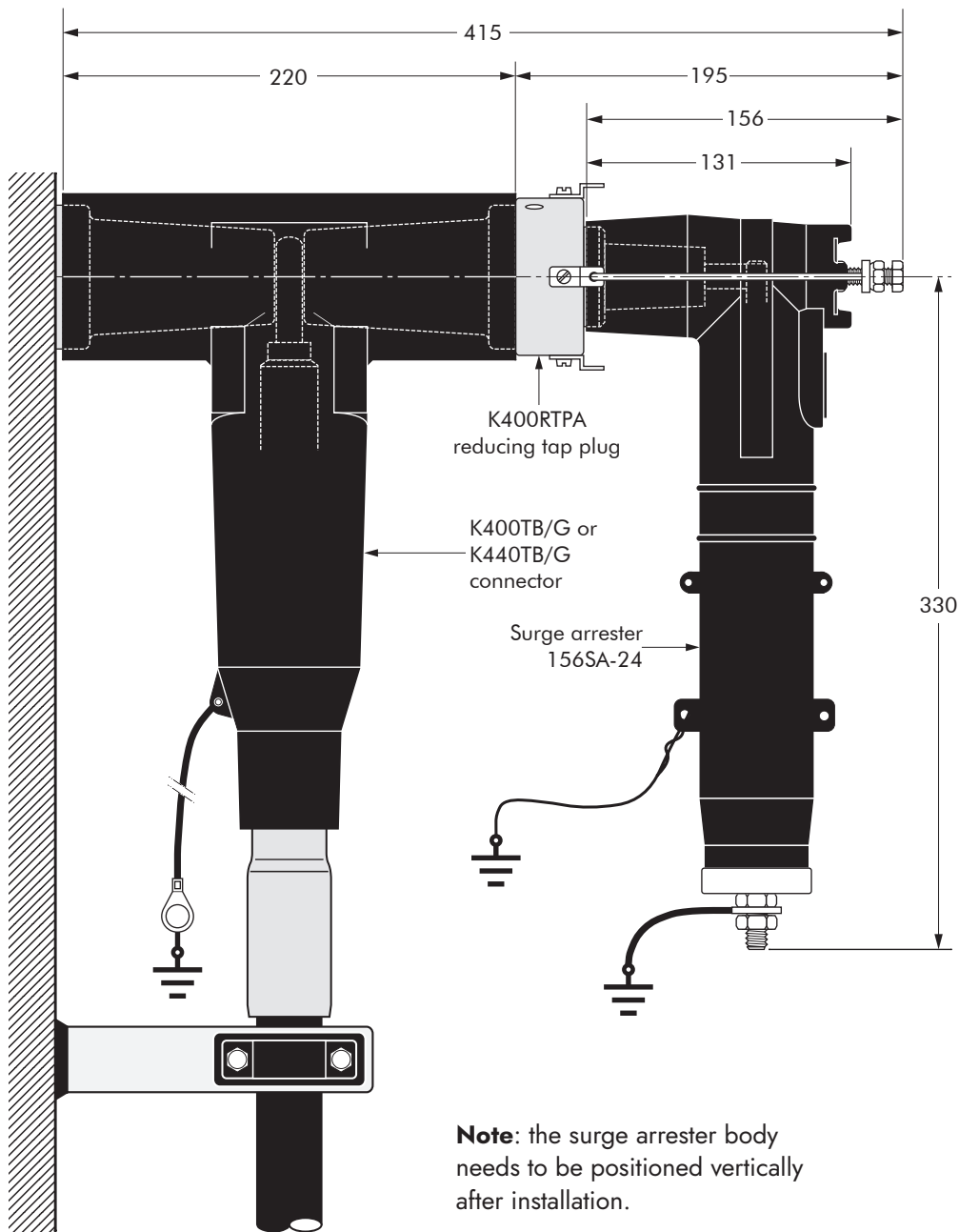
6/10 (12) kV
6.35/11 (12) kV
8.7/15 (17.5) kV
12/20 (24) kV
12.7/22 (24) kV

Up to 24 kV

EUROMOLD

Surge arrester type	Nominal discharge current In (kA)	Rated voltage Ur (kV)	Max continuous operating voltage Uc (kV)	Steep current residual voltage @ 5 kA [1/20 μs] (kV)	Lightning current residual voltage @ 5 kA [8/20 μs] (kV)	High current impulse withstand (kA)
156SA-12	5	15	12.5	62.5	54.5	40
156SA-15	5	19	15.5	77.0	69.0	40
156SA-18	5	22	18.0	87.0	79.0	40
156SA-21	5	26	21.0	101.5	93.5	40
156SA-24	5	30	24.5	116.5	108.5	40

TYPICAL APPLICATION AND DIMENSIONS



In mm.

ORDERING INSTRUCTIONS

To order the surge arrester, specify the surge arrester type, as described on previous page.

EXAMPLE:

For a maximum continuous operating voltage (r.m.s.) of 21 kV. Order a 156SA-21 surge arrester.

ACCESSORIES

APPLICATION

For use with connectors and bushings with an interface A as described by CENELEC EN 50180 and 50181.

TECHNICAL CHARACTERISTICS

All these products, except the earthing plug, are tested for AC withstand and partial discharge prior to leaving the factory.

6/10 (12) kV
6.35/11 (12) kV
8.7/15 (17.5) kV
12/20 (24) kV
12.7/22 (24) kV

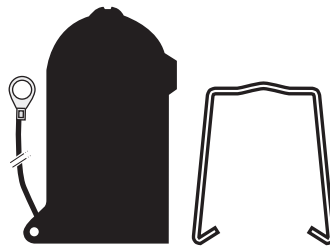
Up to 24 kV

EUROMOLD

K200DR DEAD-END RECEPTACLE

Fits over a bushing with a type A interface to provide 'dead-end' facility.

Renders the assembly watertight.



ORDERING INSTRUCTIONS

Order K200DR/G for 12 kV or 24 kV applications. The dead-end receptacle is supplied with an earth lead and standard bail BA 200LR.

K150DP DEAD-END PLUG

Plugs into connectors or receptacles to provide 'dead-end' facility.

Renders the assembly watertight.

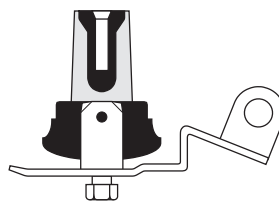


ORDERING INSTRUCTIONS

Order K150DP for 12 kV or 24 kV applications.

K151SOP STAND-OFF PLUG

Is designed to support and 'dead-end' connectors with a type A interface when removed from equipment.

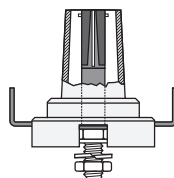


ORDERING INSTRUCTIONS

Order K151SOP for 12 kV or 24 kV applications.

250GP EARTHING PLUG

Is designed to support and earth connectors with a type A interface when removed from equipment.

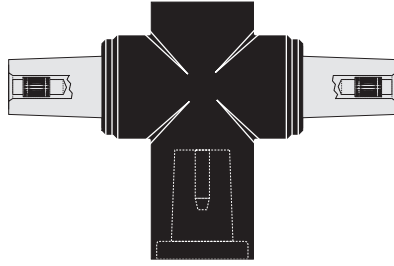


ORDERING INSTRUCTIONS

Order 250GP for 12 kV or 24 kV applications.

200T SEPARABLE TEE CONNECTOR

Is designed to connect three cables of the same or varying sizes or two cables to equipment.
For an adapted bail, please refer to the catalogue or contact our representative.

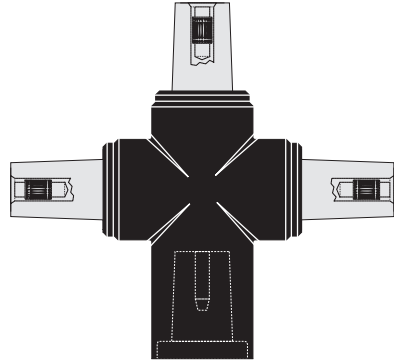


ORDERING INSTRUCTIONS

Order
200T for 12 kV or
K200T for 24 kV
applications.

200X SEPARABLE CROSS CONNECTOR

Is designed to connect four cables of the same or varying sizes or three cables to equipment.
For an adapted bail, please refer to the catalogue or contact our



ORDERING INSTRUCTIONS

Order
200X for 12 kV or
K200X for 24 kV
applications.

K150S IN-LINE JUNCTION

Is designed to connect two cables of the same or varying sizes.
For an adapted bail, please refer to the catalogue or contact our representative.

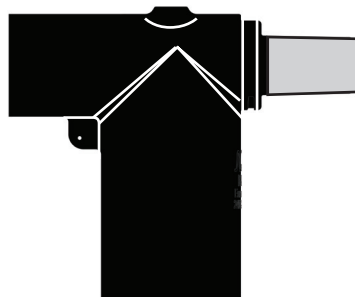


ORDERING INSTRUCTIONS

Order
K150S for 12 kV or 24 kV
applications.

KAA4 SMART ADAPTER

Is designed for easy installation on MV/LV transformers, for new implantations or retrofiting, and requiring no cable modification.
To be used with Interface A separable connectors and equipment bushings.

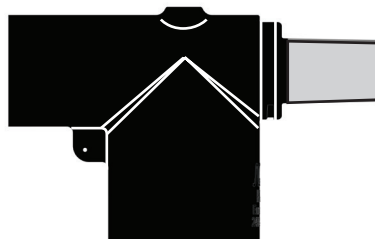


ORDERING INSTRUCTIONS

Order
KAA4 for 12 kV or 24 kV
applications.

KAA8 SMART ADAPTER

Is designed for easy installation on MV/LV transformers, for new implantations or retrofiting, and requiring no cable modification.
To be used with Interface A separable connectors and equipment bushings.



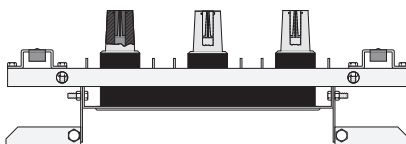
ORDERING INSTRUCTIONS

Order
KAA8 for 12 kV or 24 kV
applications.

1501J3-U-8 THREE-WAY JUNCTION

Provides a flexible means of connecting two or three cables of the same or varying sizes.

For an adapted bail, please refer to the catalogue or contact our representative.

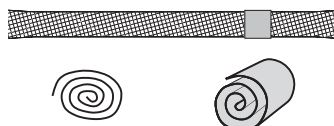


ORDERING INSTRUCTIONS

Order
1501J3-U-8 for 12 kV or
K1501J3-U-8 for 24 kV
applications.

KIT MT EARTHING KIT FOR COPPER TAPE SCREENED CABLES

Contains a tinned copper braid (25 mm² - L=500 mm), a tinned copper wire for cleating and water sealing mastic.



ORDERING INSTRUCTIONS

Order
Kit MT for 12 kV or 24 kV
applications.

Bail restraints

APPLICATION

For use with connectors, receptacles and bushings with an interface A as described by CENELEC EN 50180 and 50181.

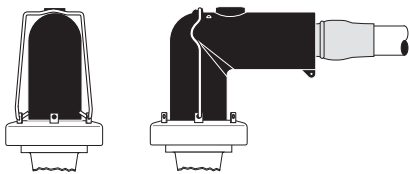
ORDERING INSTRUCTIONS

The type of bail restraint is defined by its intended use with different types of connector, receptacle and/or bushing. To order the bail restraint, specify the type needed.

STANDARD BAIL FOR 200LR BA 200LR

For use with:

1. 200LR elbow connector
2. an interface A equipment bushing

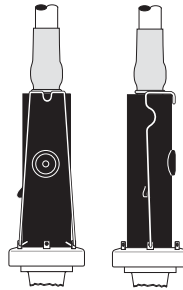


The complete K200LR elbow connector kit comprises 3 pieces of the standard bail BA 200LR.

STANDARD BAIL FOR 200SR BA 200SR

For use with:

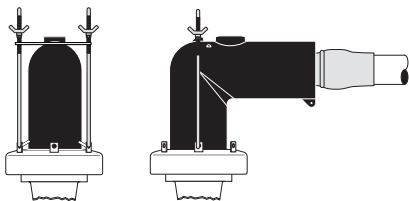
1. 200SR straight connector
2. an interface A equipment bushing



The complete K200SR elbow connector kit comprises 3 pieces of the standard bail BA 200SR.

UNI-BAIL FOR 200LR

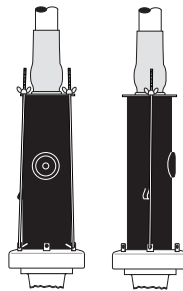
This universal bail offers a solution for bushings that are not compliant (cfr. deviating height of the "bushing tabs") with the bushing standard EN 50180. The height of the bail can be adjusted using the two wing-nuts.



To order the 200LR uni-bail, simply specify:
3x(BA 200LR-UNI)

UNI-BAIL FOR 200SR

This universal bail offers a solution for bushings that are not compliant (cfr. deviating height of the "bushing tabs") with the bushing standard EN 50180. The height of the bail can be adjusted using the two wing-nuts.



To order the 200SR uni-bail, simply specify:
3x(BA 200SR-UNI)

POSSIBLE ARRANGEMENTS

BAIL SADDLE

Different cable arrangements are possible by using the BAIL SADDLE 200X/T.

The standard bails that are delivered in the kit with the 200LR elbow connectors, 200SR straight connector, 156SA surge arrester... are fitting in the tabs of the bail saddle. No extra or special bails are required.

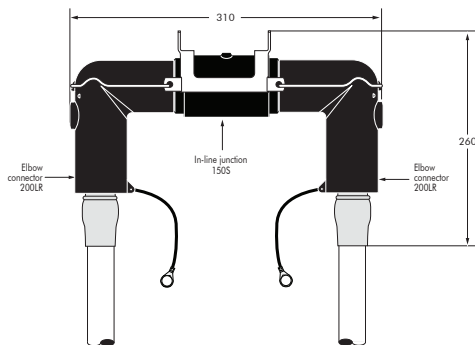
APPLICATION

For use with 150S in-line junction, 200T separable tee connector and 200X separable cross connector.

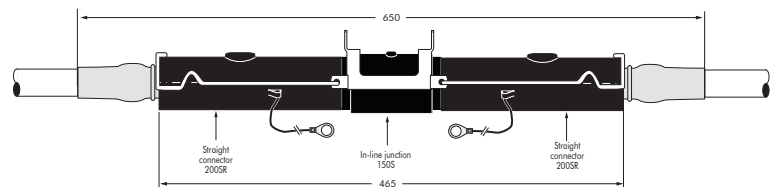
ORDERING INSTRUCTIONS

Bail saddle 200X/T
Item nr 25690

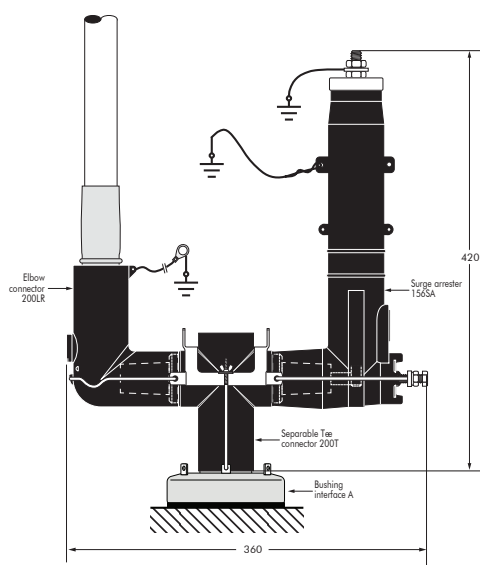
200LR+150S+200LR



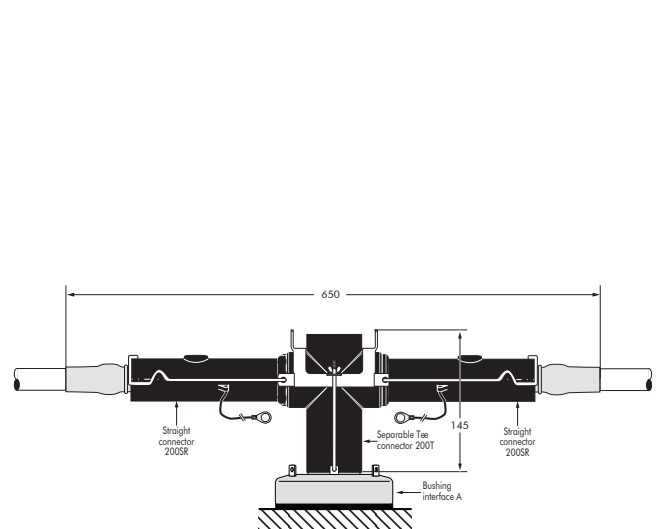
200SR+150S+200SR



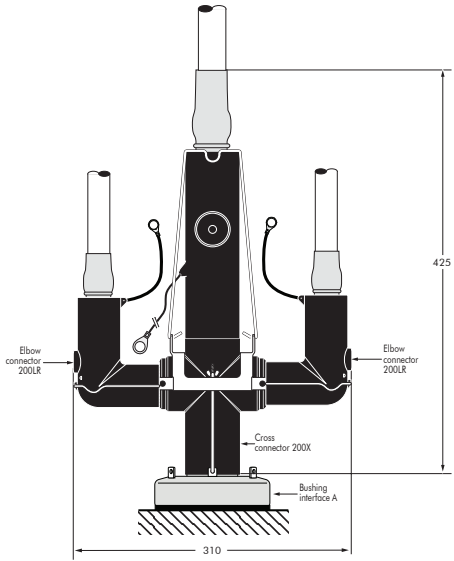
200LR+200T+156SA



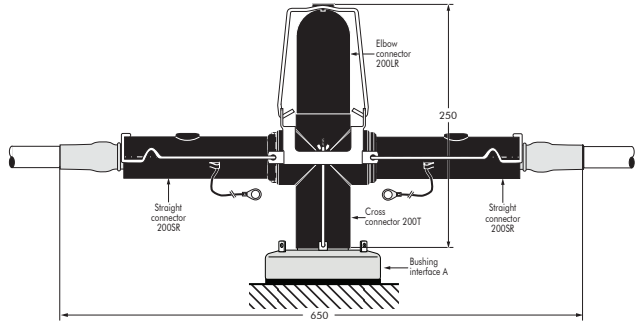
200SR+200T+200SR



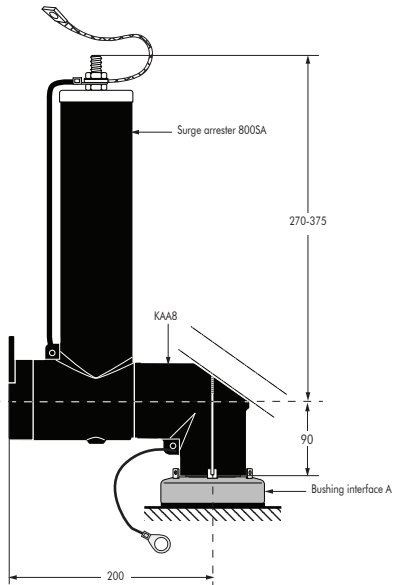
200LR+200SR+200X+200LR



200SR+200LR+200X+200SR



KAA8+800SA



Other bail restraints

ORDERING INSTRUCTIONS

The type of bail restraint is defined by its intended use with different types of connector, receptacle and/or bushing.

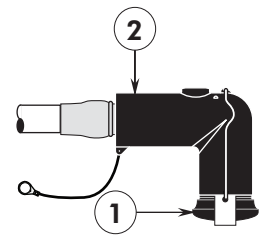
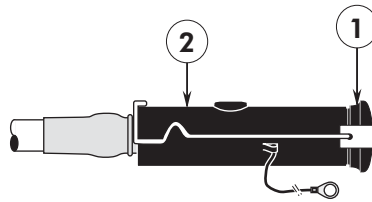
To order the bail restraint, specify the type needed.

BAIL BEAM 150DP

item nr 21733

For use with:

1. (K)150DP dead-end plug
2. (K)200LR elbow connector or (K)200SR straight connector (The standard bails in the connector kit are fitting the tabs of the bail beam)

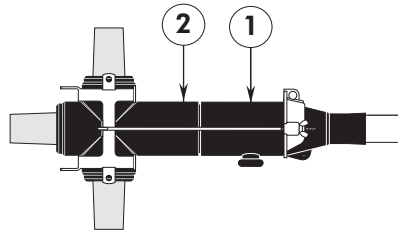


BAIL ASSY 151SP+200X/T

item nr 23093

For use with:

1. (K)151SP straight plug
2. (K)200T or (K)200X (shown)

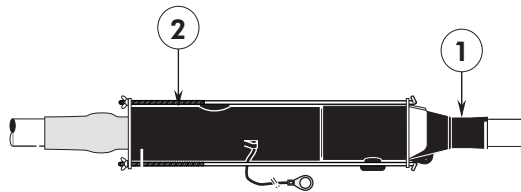


BAIL ASSY 151SP+200SR

item nr 28521

For use with:

1. (K)151SP straight plug
2. (K)200SR straight connector

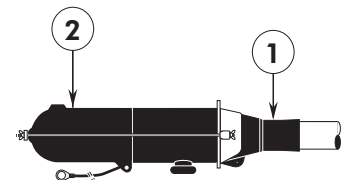
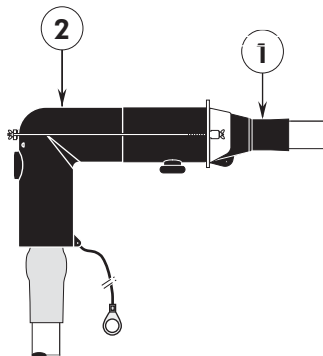


BAIL ASSY 151SP

item nr 28293

For use with:

1. (K)151SP straight plug
2. (K)200LR elbow connector or K200DR dead end receptacle.



About Nexans

For over a century, Nexans has played a crucial role in the electrification of the planet and is committed to electrifying the future. With approximately 28,500 people in 41 countries, the Group is paving the way to a new world of safe, sustainable and decarbonized electricity that is accessible to everyone. In 2023, Nexans generated 6.5 billion euros in standard sales. The Group is a leader in the design and manufacturing of cable systems and services across four main business areas: Power Generation & Transmission, Distribution, Usage and Industry & Solutions. Nexans was the first company in its industry to create a Foundation supporting sustainable initiatives, bringing access to energy to disadvantaged communities worldwide. The Group is recognized on the CDP Climate Change A List as a global leader on climate action and has committed to Net-Zero emissions by 2050 aligned with the Science Based Targets initiative (SBTi).

Nexans. Electrify the future.

Nexans is listed on Euronext Paris, compartment A.

For more information, please visit www.nexans.com

—

Nexans Network Solutions NV - div. EUROMOLD

Nexans Network Solutions NV - div. EUROMOLD
Zuid III - Industrielaan 12
B-9320 EREMBODEGEM-AALST — BELGIUM
Tel: +32 (0)53/85 02 11
E-mail: sales.euromold@nexans.com
www.nexans.be/poweraccessories



Find out more about Nexans Power Accessories.