



 **EUROMOLD**

Medium Voltage Smart Connectors & Adapters For Zelisko Sensors

Catalogue 2026


ELECTRIFY THE FUTURE

NEXANS ACCESSORIES

An essential link in energy systems

The future will be electric. The present already is. As electrification gathers paces, network operators are undertaking large-scale projects to extend and modernize the grids. These projects require a wide range of power accessories. Nexans is a leading manufacturer and distributor in this field since more than 60 years, supplying a full range of power accessories to our global customers in about 100 countries.

We connect all types of cables, for Low, High and Medium Voltage installations, and all types of conductors with any cross-section. We provide underground cable junctions, and connect cables to various types of equipment, including transformers and switchgear. Our products are used on both onshore and offshore

networks, on wind and solar farms, or in data centers for example.

Our range of products includes EUROMOLD® connectors, our cutting-edge EPDM technology, known for its exceptional performance and reliability. We also provide Cold- and Heat-Shrinkable joints and terminations, developed to be always easier to install and reliable. We pre-assemble ready to install jumpers. And our extensive range of GPH® ferrules and lugs, designed to meet the highest standards of quality and durability, are embodied in all our accessories kits or delivered separately.

Nexans is committed to delivering innovative solutions and top-notch products in the field of electrical connections and accessories.

Together, we have the power to electrify the future!

Laboratory accreditation

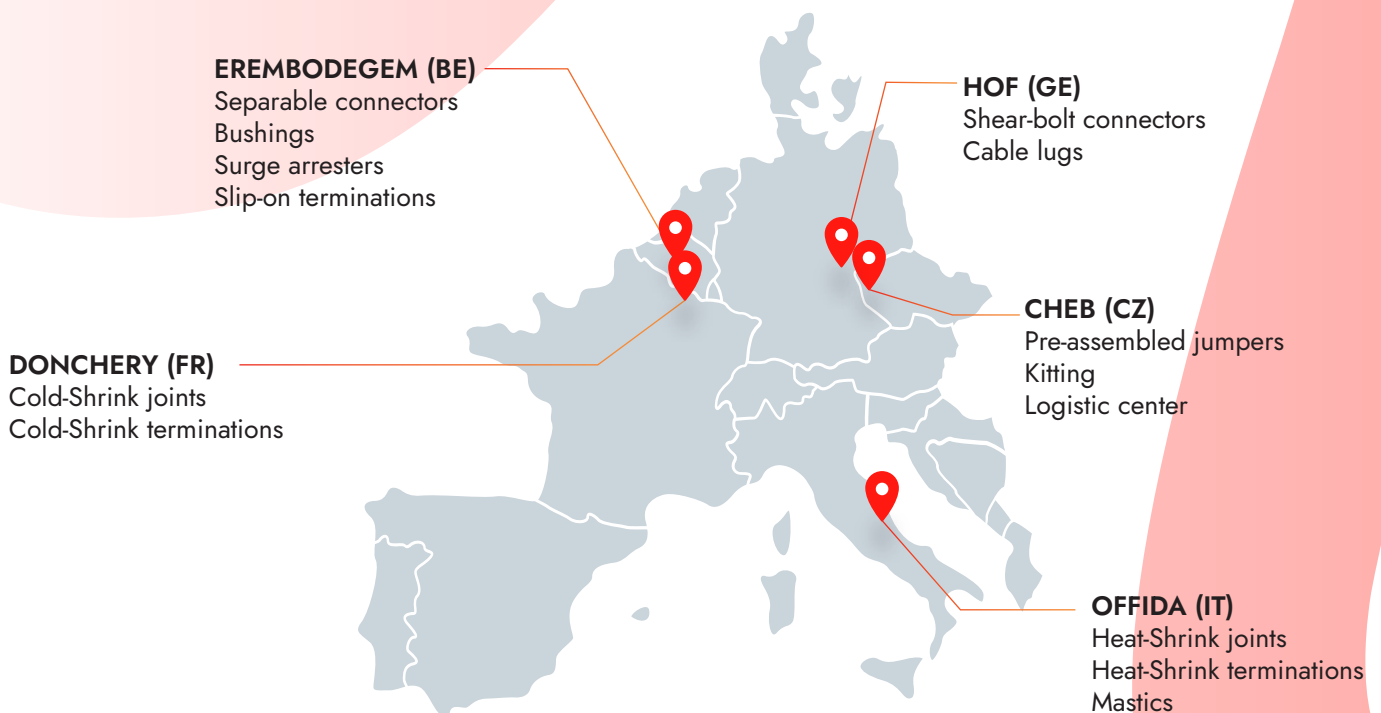
Since June 2000, Nexans independent ELAB laboratory obtained the BELAC accreditation no.144-TEST conform with the European standards for laboratories ISO 17025 for electrical testing of low and medium voltage cable accessories according to the international standards EN 50393, IEC 60502-4, IEC 61442 and HD 629.

ISO Certificate

Since 1992, Nexans commitment to quality and sustainable development is demonstrated by its ISO 9001 and ISO 14001 certifications.



At Nexans, we are proud of our manufacturing and kitting sites



MEDIUM VOLTAGE SEPARABLE CONNECTORS



- Produced in **Europe**
- 100% routine tested
- Only **high-quality material** is used
- Made **100% of EPDM** rubber
- All connectors are tested conform to the **CENELEC HD629.1 standard**. Test reports available upon demand
- Degree of protection **IP67**: dust tight & immersion in water

- A complete range (12 kV - 42 kV)
- For cross sections from **16 mm² to 1200 mm²**
- Temperature range from **-60 °C to +130 °C**
- A range of associated coupling connectors and surge arresters all with compact design
- Maintenance free after correct installation.



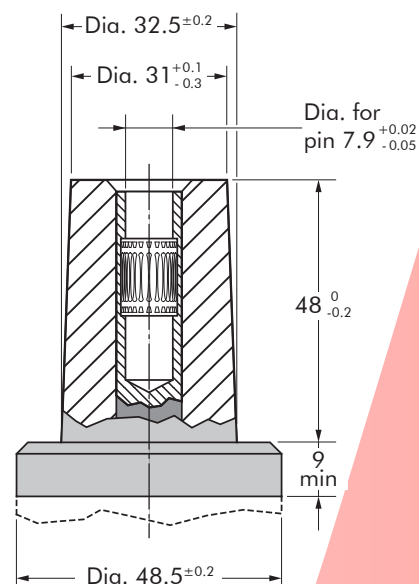
MEDIUM VOLTAGE SMART CONNECTORS & ADAPTERS

TABLE OF CONTENTS

- Interface A - Smart connectors
- Interface A - Smart adapters (retrofit solution)
- Interface C - Smart connectors

INTERFACE A1

Dimensions according to European CENELEC EN 50180 and 50181 (in mm).



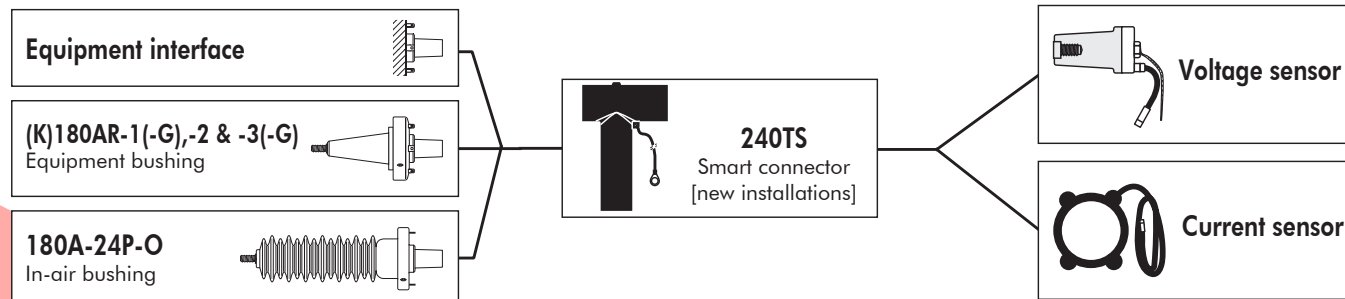
While every care is taken to ensure that the information contained in this publication is correct, no legal responsibility can be accepted for any inaccuracy. Nexans Network Solutions N.V. - Div. Euromold reserves the right to alter or modify the characteristics of its products described in this catalogue as standards and technology evolve.

CONNECTING POSSIBILITIES – INTERFACE A

BUSHINGS

SMART CONNECTOR

SENSORS



240TS WITH ZELISKO VOLTAGE & CURRENT SENSORS

INTERFACE A SMART CONNECTOR

APPLICATION

Voltage and/or current measurement sensors on medium voltage connectors attached to equipment (transformers, switchgear, motors,...).
Sensor can be interfaced with any IEC 61869-10 and IEC 61869-11 compliant Intelligent Electronic Device (IED) for protection and monitoring or other compatible application.

TECHNICAL CHARACTERISTICS

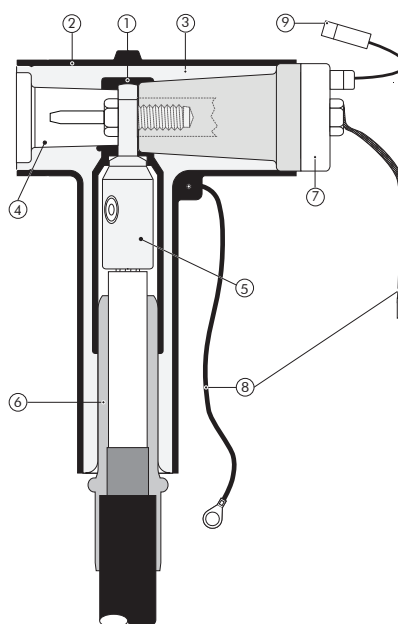
- High combined accuracy class of 0.5/3P for voltage measurement and 0.5/5P630 for current measurement.
- Fully certified mechanical and electrical assembly supported by joint qualification according to HD629.1.



DESIGN

Separable connector comprising:

1. Conductive EPDM insert.
2. Conductive EPDM jacket.
3. Insulating EPDM layer
4. Type A interface as described by CENELEC EN 50180 and 50181.
5. Conductor contact.
6. Cable reducer.
7. ZELISKO voltage sensor.
8. Earthing lead.
9. Sensor secondary cable.



6/10 (12) kV
6.35/11 (12) kV
8.7/15 (17.5) kV
12/20 (24) kV
12.7/22 (24) kV

Up to 24 kV - 250 A

EUROMOLD

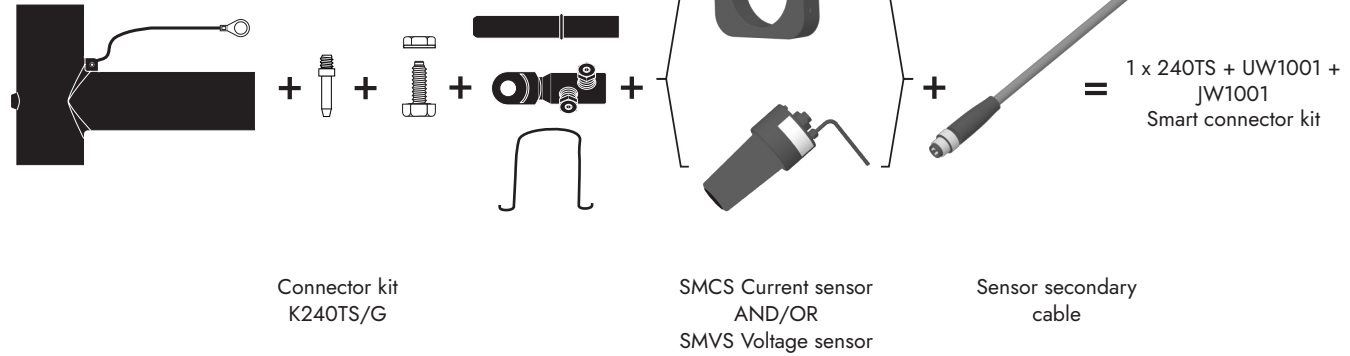
SPECIFICATIONS AND STANDARDS

The 240TS separable connector meets the requirements of CENELEC HD 629.1.
The SMVS and SMCS sensors meet the requirements of IEC61869-10 and -11 standards.

Connector model	Voltage measurement			Current measurement		
	Model	Voltage U_m (kV)	Type	Model	Max application current (A)	Type
240TS	UW1001	Up to 24	Resistive divider	JW1001	630	Low Power Inductive
				JW1002		

KIT CONTENTS

Kit configuration may change for different applications, please contact us for a customized offer.



ORDERING INSTRUCTIONS


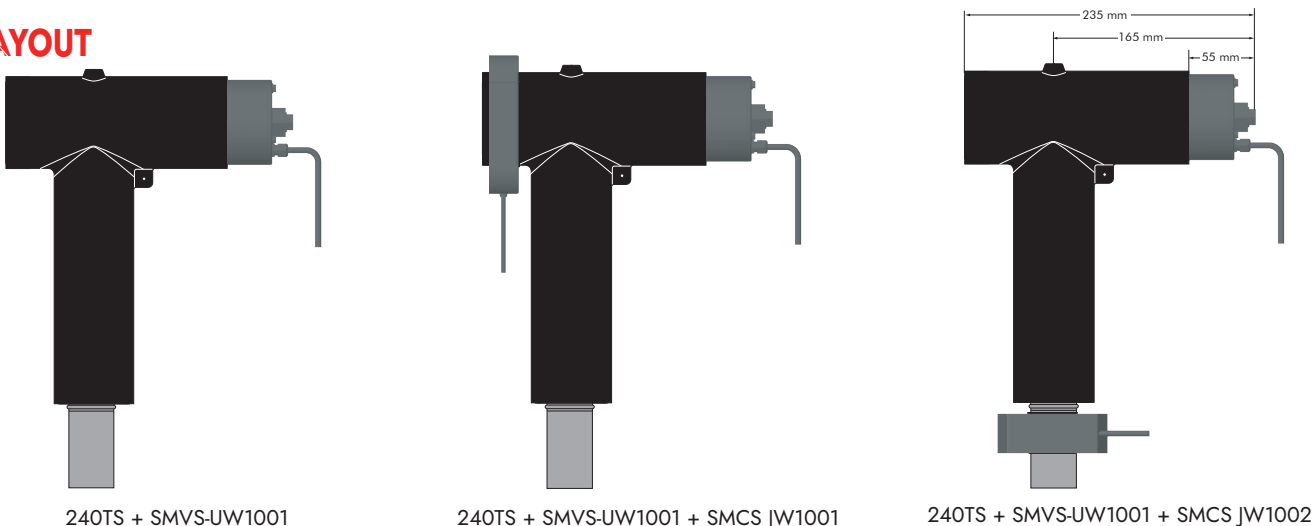
To order the right connector or sensor for your application, refer to the specific catalog pages.

SENSOR ASSEMBLY

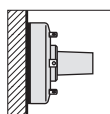
Current sensor JW1001 shall be installed on shielded head of cable connector using clamping system. Current sensor JW1002 shall be installed on shielded cable using a clamping system which allows assembly on different diameters of MV cable. Voltage sensors UW1001 are assembled as would an insulating plug in cable connectors.

Characteristic	Voltage sensor	Current sensor	
		Closed core	Split core
Model	UW1001	JW1001	JW1002
Rated primary voltage/current	max. 20/ $\sqrt{3}$ kV	300 A	
Rated frequency	50/60Hz		
Accuracy class	0,5/3P	0.5/5P10	
Rated burden	200 kOhm/350pF	> 20 kOhm	
Rated transformation ratio	3,25/ $\sqrt{3}$ V	300A//225mV Ext. 200%	
Inner diameter	-	82 mm	55 mm
Secondary cable length	3,7 m		
Plug type	Open, 2 pins		

LAYOUT



Rated voltage
12/20 (24) kV



Interface A
(250A)



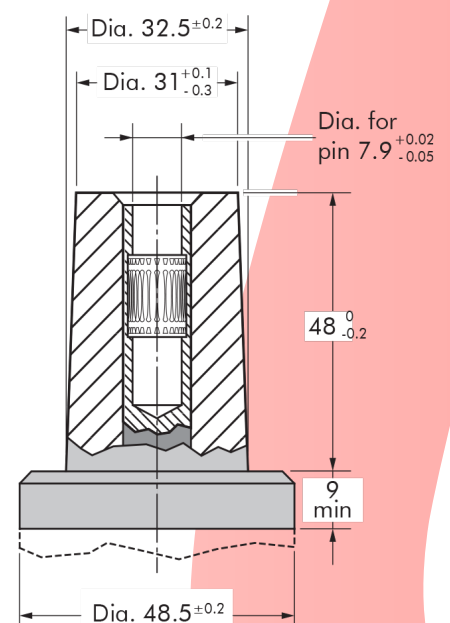
For other cables length and custom applications. Please contact our representative.



Components can be ordered individually.

INTERFACE A1

Dimensions according to European CENELEC EN 50180 and 50181 (in mm).

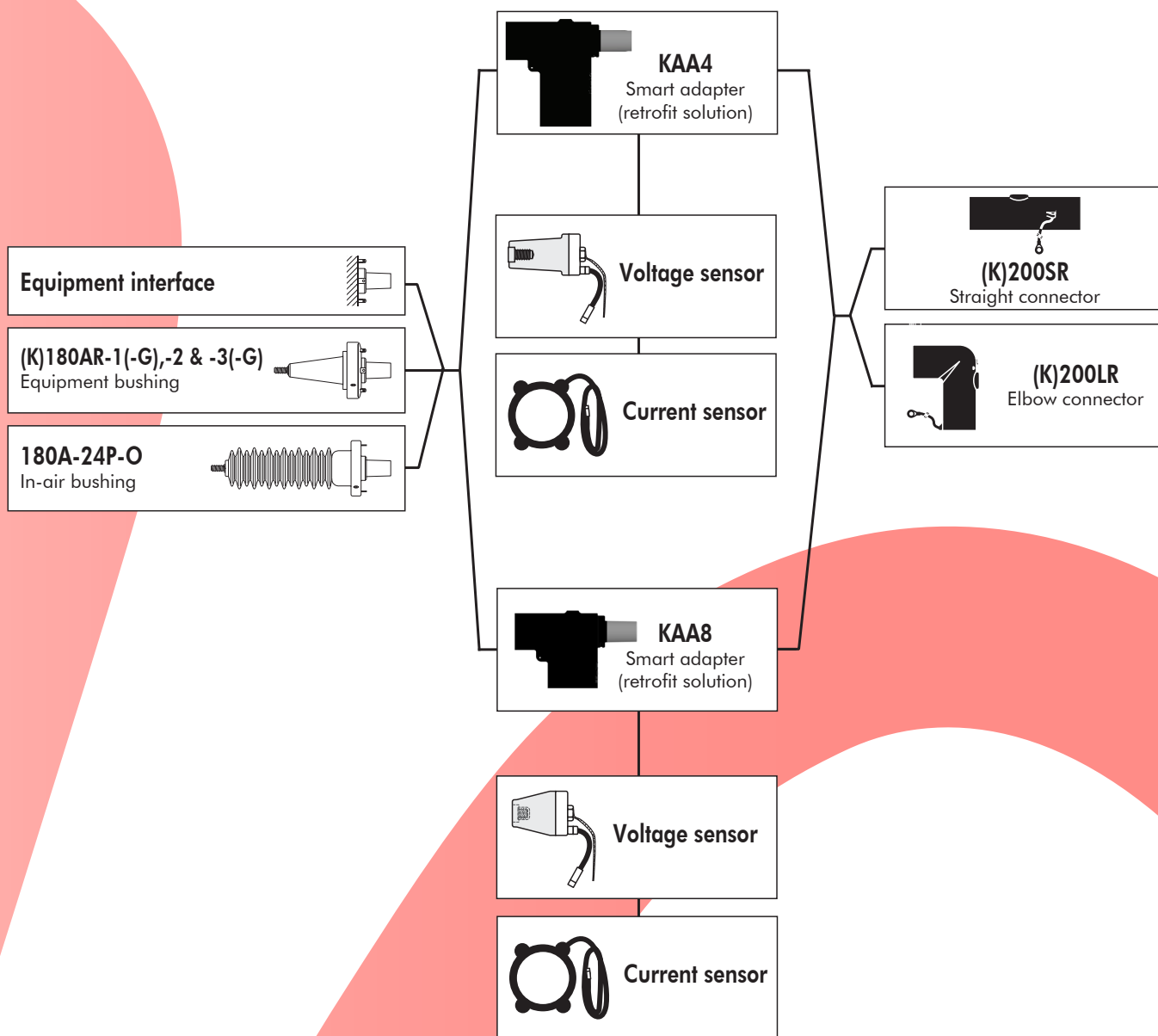


CONNECTING POSSIBILITIES – INTERFACE A

BUSHINGS

SMART ADAPTER

CONNECTORS



KAAx SMART ADAPTER WITH ZELISKO VOLTAGE & CURRENT SENSORS

INTERFACE A SMART ADAPTER

APPLICATION

Intelligent adapter factory fitted with voltage sensor enabling a unique solution for voltage measurement.

Designed for easy installation on MV/LV transformers, for new implantations or retrofiting, and requiring no cable modification. To be used with Interface A 250 A separable connectors and equipment bushings.

Sensor can be interfaced with any IEC 61869-10 and -11 compliant Intelligent Electronic Device (IED) for protection and monitoring or other compatible application.

DESIGN

Smart Adapter comprising:

1. Conductive EPDM insert.
2. Conductive EPDM jacket.
3. Insulating EPDM layer.
4. Type A interface as described by CENELEC EN 50180 and 50181.
5. Conductor contact.
6. Earthing lead.
7. Zelisko voltage sensor.
8. Sensor secondary cable.

SPECIFICATIONS AND CABLE STANDARDS

The KAA smart adapter meets the requirements of CENELEC HD 629.1.

The SMVS and SMCS sensors meet the requirements of IEC61869-10 and -11 standards.

TECHNICAL CHARACTERISTICS

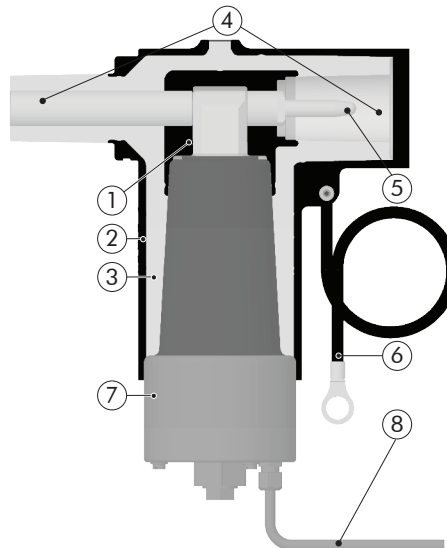
- High and stable measurement accuracy without on-site calibration ("Plug and Play" design) as low as 0,2 class for voltage measurement and 0,5 class for current measurement.
- Fully certified mechanical and electrical assembly supported by joint qualification according to HD629.1.
- Each adapter assembly is tested for AC withstand and partial discharge prior to leaving the factory.



6/10 (12) kV
6.35/11 (12) kV
8.7/15 (17.5) kV
12/20 (24) kV
12.7/22 (24) kV

Up to 24 kV - 250 A

EUROMOLD

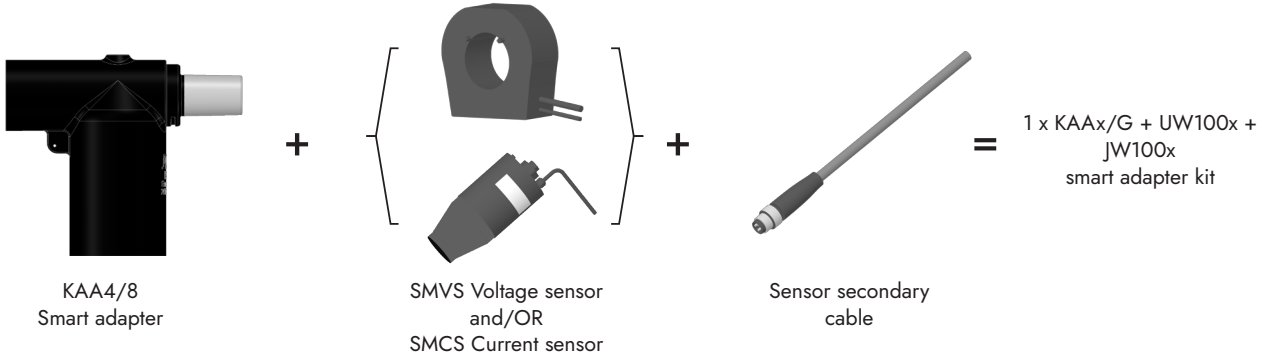


Smart adapter model	Voltage measurement			Current measurement		
	Model	Voltage Um (kV)	Type	Model	Max Application Current (A)	Type
KAA4	UW1001	up to 24 kV	Resistive divider	JW1002	630	Low Power Inductive
KAA8	UW1002-3					

KIT CONTENTS

Kit configuration may change for different applications, please contact us for a customized offer.

The kit also comprises lubricant, wipers and installation instructions.



ORDERING INSTRUCTIONS

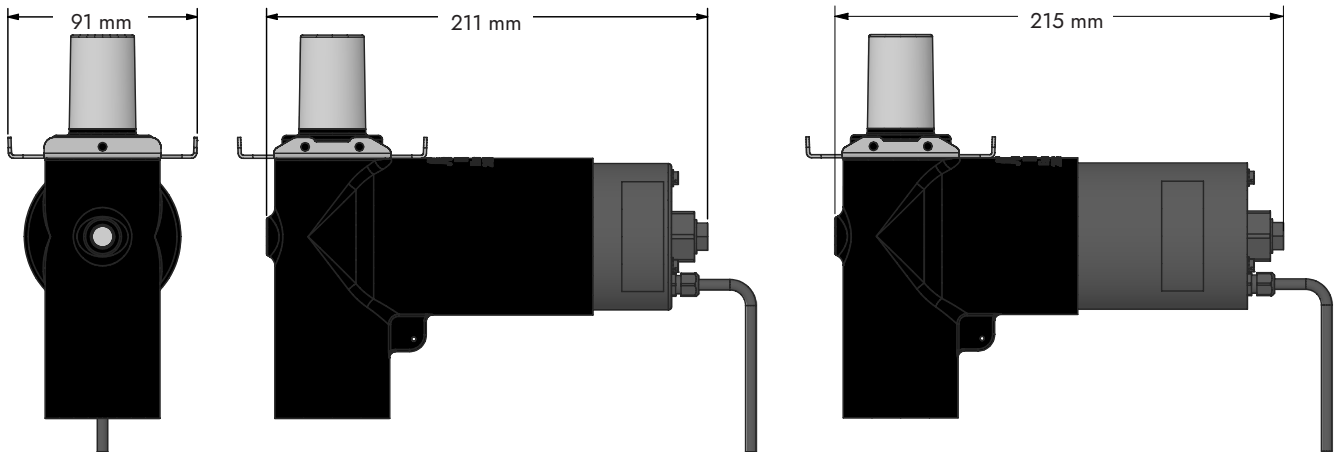
To order the right adapter or sensor for your application, refer to their specific catalog pages.

SENSOR ASSEMBLY

Current sensor JW1002 shall be installed on shielded cable using a clamping system which allows assembly on different diameters of MV cable. Voltage sensors UW100x are assembled in place of the insulating plug in cable connectors.


Characteristic	Voltage sensor	Current sensor
		Split core
Model	UW100x	JW1002
Rated primary voltage/current	max. 20/ $\sqrt{3}$ kV	300 A
Rated frequency	50/60Hz	
Accuracy class	0,5/3P	0,5/5P10
Rated burden	200 kOhm/350pF	> 20 kOhm
Rated transformation ratio	3,25/ $\sqrt{3}$ V	300A//225mV Ext. 200%
Inner diameter	-	55 mm
Secondary cable length	3,7 m	
Plug type	Open, 2 pins	

LAYOUT

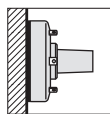


KAA4 + SMVS-UW1001

KAA8 + SMVS-UW1002-3



Rated voltage
12/20 (24) kV



Interface A
(250A)



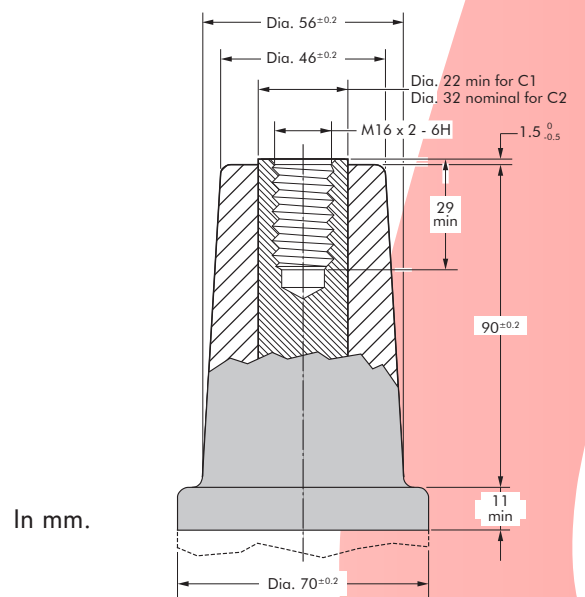
For other cables length
and custom
applications. Please
contact our
representative.



Components can be
ordered individually.

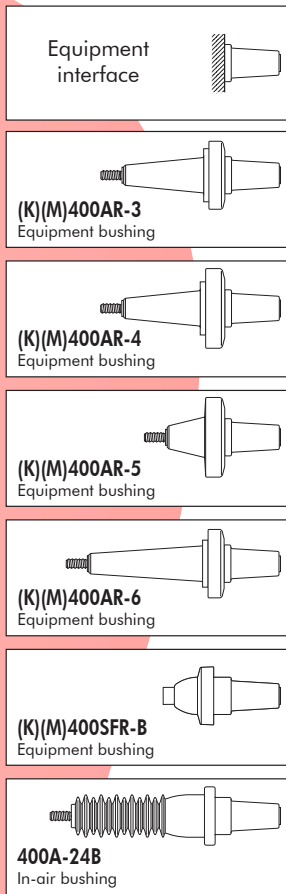
INTERFACE C1 & C2

Dimensions according to European CENELEC EN 50180 and 50181 (in mm).

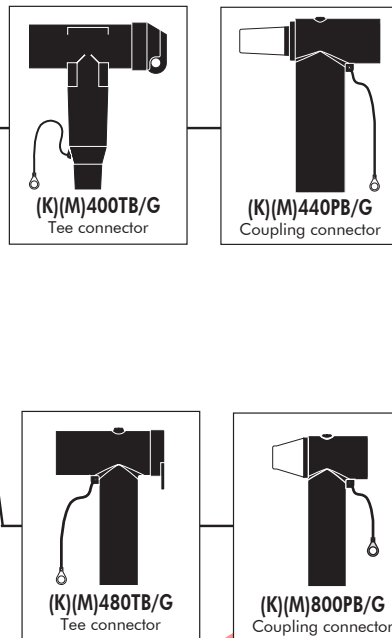


CONNECTING POSSIBILITIES

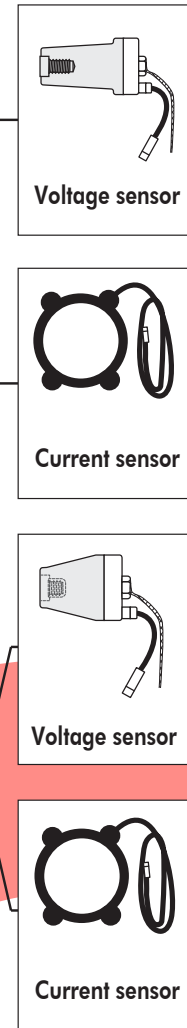
BUSHINGS



CONNECTORS



SENSORS



400/440TB & 440PB WITH ZELISKO VOLTAGE & CURRENT SENSORS

INTERFACE C SMART CONNECTOR

APPLICATION

Voltage and/or current measurement sensors on medium voltage connectors attached to equipment (transformers, switchgear, motors,...).

Sensor can be interfaced with any IEC 61869-10 and -11 compliant Intelligent Electronic Device (IED) for protection and monitoring or other compatible application.

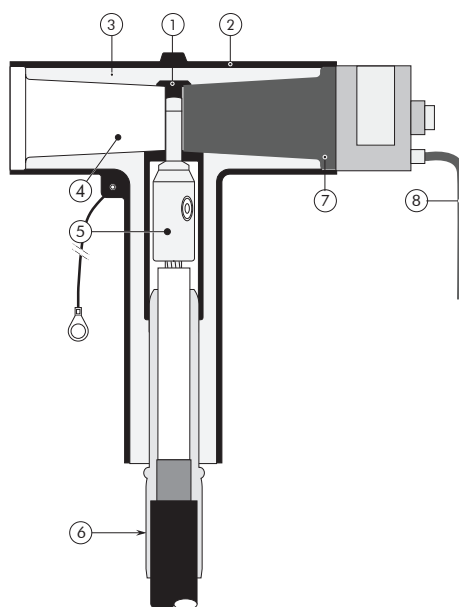
DESIGN

Separable connector comprising:

1. Conductive EPDM insert.
2. Conductive EPDM jacket.
3. Insulating EPDM layer.
4. Type C interface as described by CENELEC EN 50180 and 50181.
5. Conductor contact.
6. Cable reducer.
7. Zelisko SMVS sensor.
8. Data cable.

TECHNICAL CHARACTERISTICS

- High and stable measurement accuracy without on-site calibration ("Plug and Play" design) as low as 0,2 class for voltage measurement and 0,5 class for current measurement.
- Fully certified mechanical and electrical assembly supported by joint qualification according to HD629.1.



6/10 (12) kV
6.35/11 (12) kV
8.7/15 (17.5) kV
12/20 (24) kV
12.7/22 (24) kV
18/30 (36) kV

Up to 36 kV - 630A

EUROMOLD

SPECIFICATIONS AND STANDARDS

The 400TB separable connector meets the requirements of CENELEC HD 629.1.

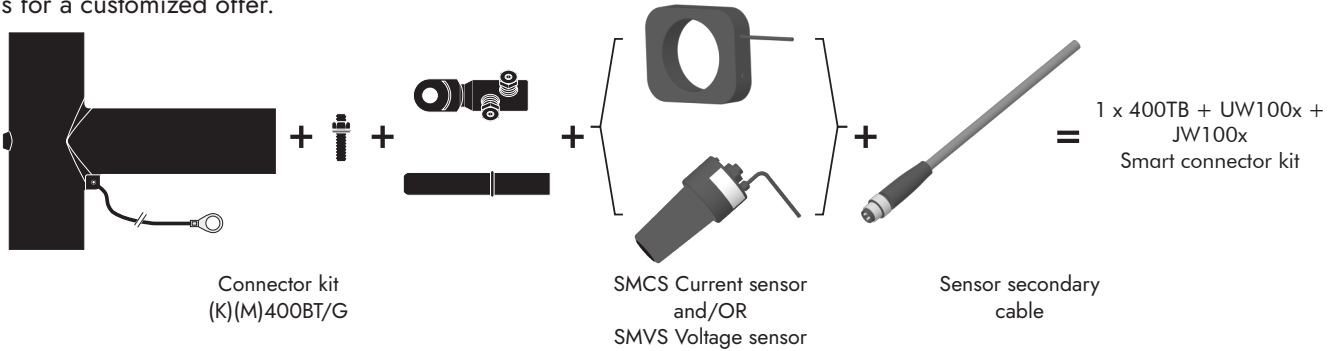
The SMVS and SMCS sensors meet the requirements of IEC 61869-10 and -11 standards.

Connector model	Voltage measurement			Current measurement		
	Model	Voltage Um (kV)	Type	Model	Max application current (A)	Type
(K)(M)400TB/G 400PB-10SA	UW1001	Up to 36	Resistive divider	JW1001	630	Low Power Inductive
(K)(M)440TB/G (K)(M)440PB/G				JW1002		

KIT CONTENTS

Kit configuration may change for different applications, please contact us for a customized offer.

The kit also comprises lubricant, wipers, installation instructions and crimp chart.



ORDERING INSTRUCTIONS

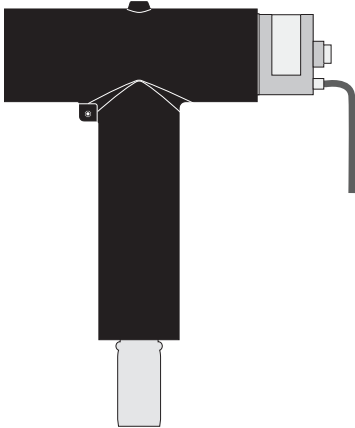
To order the right connector or sensor for your application, refer to the specific catalog pages.

SENSOR ASSEMBLY


Current sensor JW1001 shall be installed on shielded head of cable connector using clamping system. Current sensor JW1002 shall be installed on shielded cable using a clamping system which allows assembly on different diameters of MV cable. Voltage sensors UW1001 are assembled in place of the insulating plug in cable connectors.

Characteristic	Voltage sensor	Current sensor	
		Closed core	Split core
Model	UW1001	JW1001	JW1002
Rated primary voltage/current	max. 30/ $\sqrt{3}$ kV	300 A	
Rated frequency	50/60Hz		
Accuracy class	0,5/3P	0.5/5P10	
Rated burden	200 kOhm/350pF	> 20 kOhm	
Rated transformation ratio	3,25/ $\sqrt{3}$ V	300A//225mV Ext. 200%	
Inner diameter	-	82 mm	55 mm
Secondary cable length	3,7 m		
Plug type	Open, 2 pins		

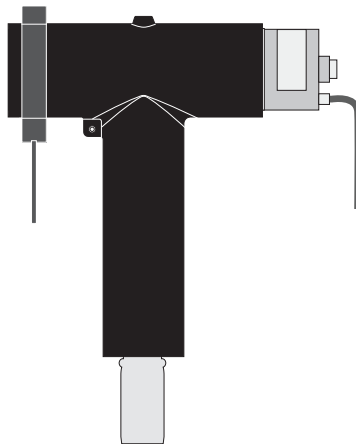
LAYOUT



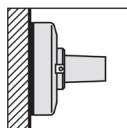
400TB + SMVS-UW1001



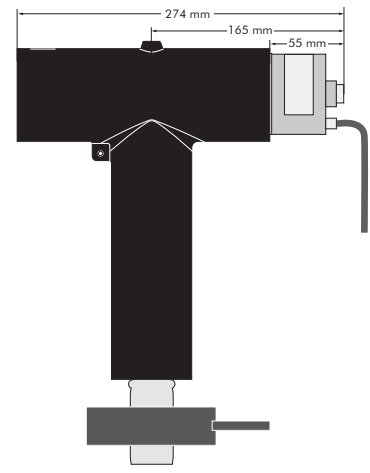
Rated voltage
18/30 (36) kV



400TB + SMVS-UW1001 + SMCS JW1001



Interface C
(630A-1250A)



400TB + SMVS-UW1001 + SMCS JW1002



For other cables length and custom applications. Please contact our representative.



Components can be ordered individually.

48XTB, 80XPB & 800SA WITH ZELISKO VOLTAGE & CURRENT SENSORS

INTERFACE C SMART CONNECTOR

APPLICATION

Voltage and/or current measurement sensors on medium voltage connectors attached to equipment (transformers, switchgear, motors,...). Sensor can be interfaced with any IEC 61869-10 and -11 compliant Intelligent Electronic Device (IED) for protection and monitoring or other compatible application.

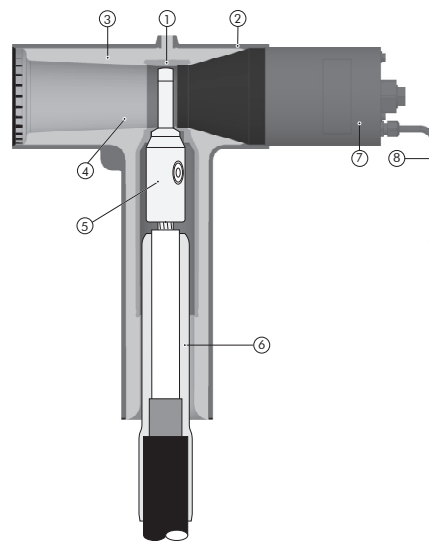
DESIGN

Separable connector comprising:

1. Conductive EPDM insert.
2. Conductive EPDM jacket.
3. Insulating EPDM layer
4. Type C interface as described by CENELEC EN 50180 and 50181.
5. Conductor contact.
6. Cable reducer.
7. Zelisko SMVS sensor.
8. Data cable.

TECHNICAL CHARACTERISTICS

- High and stable measurement accuracy without on-site calibration ("Plug and Play" design) as low as 0,2 class for voltage measurement and 0,5 class for current measurement
- Fully certified mechanical and electrical assembly supported by joint qualification according to HD629.1.



6/10 (12) kV
6.35/11 (12) kV
8.7/15 (17.5) kV
12/20 (24) kV
12.7/22 (24) kV
18/30 (36) kV

Up to 36 kV - 630 A

EUROMOLD

SPECIFICATIONS AND STANDARDS

The 480TB separable connector meets the requirements of CENELEC HD 629.1.S2. The SMVS and SMCS sensors meet the requirements of IEC 61869-10 and -11 standards.

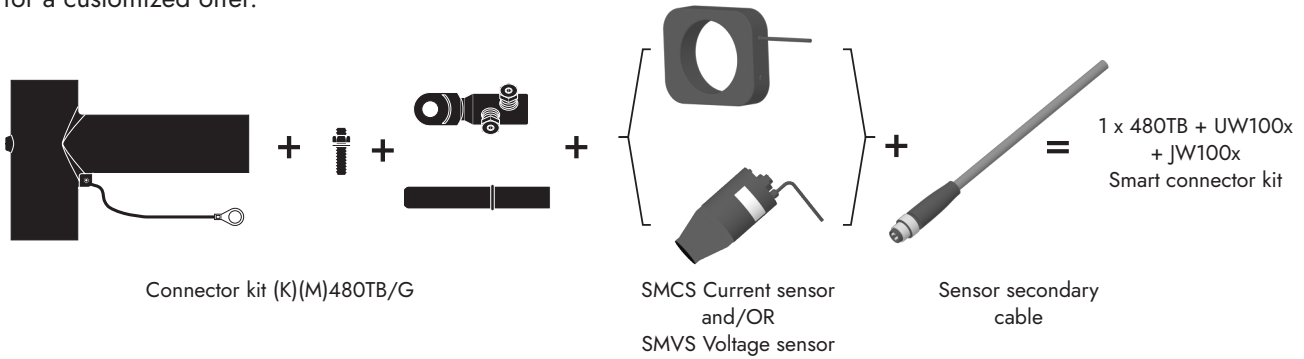
Connector model	Voltage measurement			Current measurement		
	Model	Voltage Um (kV)	Type	Model	Max application current (A)	Type
(K)(M)480TB/G (K)(M)484TB/G (K)(M)489TB/G (K)(M)800PB/G (K)(M)804PB/G (K)(M)809PB/G 800SA	UW1002-3	Up to 36	Resistive divider	JW1001	630	Low Power Inductive
JW1002						



KIT CONTENTS

Kit configuration may change for different applications, please contact us for a customized offer.

The kit also comprises lubricant, wipers, installation instructions and crimp chart.



ORDERING INSTRUCTIONS

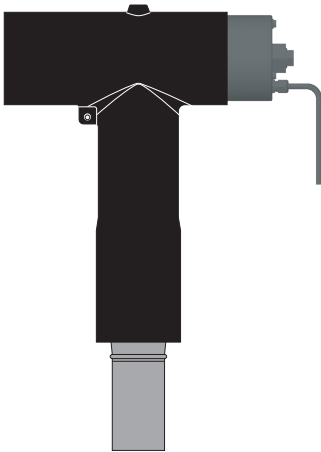
To order the right connector or sensor for your application, refer to the specific catalog pages.

SENSOR ASSEMBLY


Current sensor JW1001 shall be installed on shielded head of cable connector using clamping system. Current sensor JW1002 shall be installed on shielded cable using a clamping system which allows assembly on different diameters of MV cable. Voltage sensors UW1002-3 are assembled in place of the insulating plug in cable connectors.

Characteristic	Voltage sensor	Current sensor	
		Closed core	Split core
Model	UW1002-3	JW1001	JW1002
Rated primary voltage/current	max. 30/ $\sqrt{3}$ kV	300 A	
Rated frequency	50/60Hz		
Accuracy class	0,5/3P	0.5/5P10	
Rated burden	200 kOhm/350pF	> 20 kOhm	
Rated transformation ratio	3,25/ $\sqrt{3}$ V	300A//225mV	
Inner diameter	-	82 mm	55 mm
Secondary cable length	3,7 m		
Plug type	Open, 2 pins		

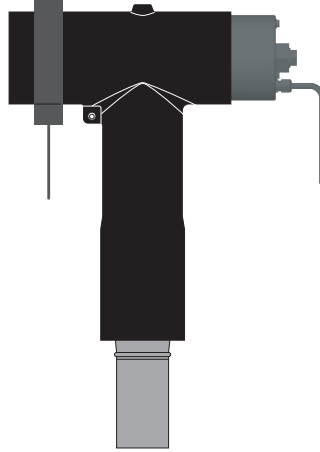
LAYOUT



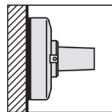
480TB + SMVS-UW1002-3



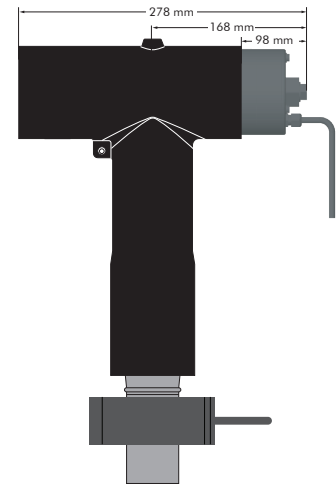
Rated voltage
18/30 (36) kV



480TB + SMVS-UW1002-3 + SMCS JW1001



Interface C
(630A-1250A)



480TB + SMVS-UW1002-3 + SMCS JW1002



For other cables length and custom applications. Please contact our representative.



Components can be ordered individually.

About Nexans

For over a century, Nexans has played a crucial role in the electrification of the planet and is committed to electrifying the future. With approximately 28,500 people in 41 countries, the Group is paving the way to a new world of safe, sustainable and decarbonized electricity that is accessible to everyone. In 2023, Nexans generated 6.5 billion euros in standard sales. The Group is a leader in the design and manufacturing of cable systems and services across four main business areas: Power Generation & Transmission, Distribution, Usage and Industry & Solutions. Nexans was the first company in its industry to create a Foundation supporting sustainable initiatives, bringing access to energy to disadvantaged communities worldwide. The Group is recognized on the CDP Climate Change A List as a global leader on climate action and has committed to Net-Zero emissions by 2050 aligned with the Science Based Targets initiative (SBTi).

Nexans. Electrify the future.

Nexans is listed on Euronext Paris, compartment A.

For more information, please visit www.nexans.com

—

Nexans Network Solutions NV - div. EUROMOLD

Nexans Network Solutions NV - div. EUROMOLD
Zuid III - Industrielaan 12
B-9320 EREMBODEGEM-AALST — BELGIUM
Tel: +32 (0)53/85 02 11
E-mail: sales.euromold@nexans.com
www.nexans.be/poweraccessories



Find out more about Nexans Power Accessories.