

**CAUTION : Read instructions thoroughly and completely prior to beginning installation.**

## Installation Instructions

# (K),(M)400AR-5

## Equipment Bushings - Type C interface

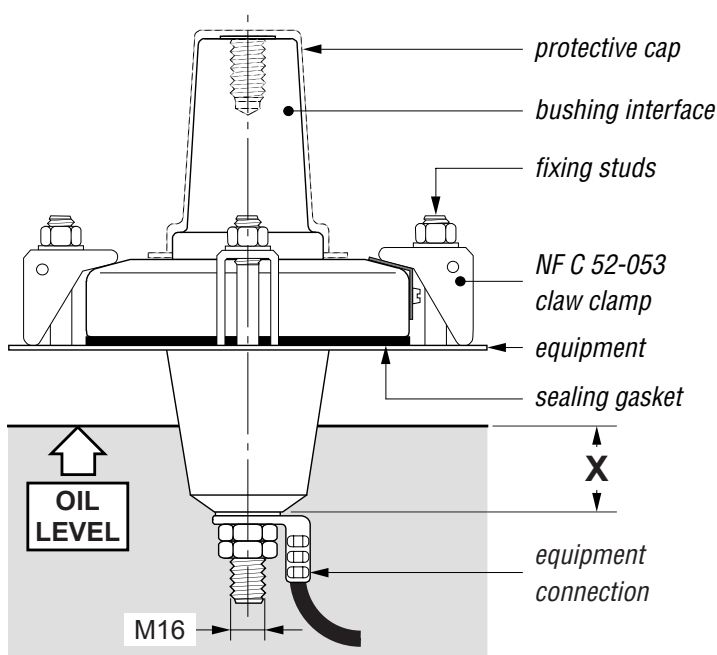
1250 A - Up to 36 kV

### *(K),(M)400AR-5/GS equipment bushing with earth plate*

**Typical fixing with  
Claw Clamps  
NF C 52-053**

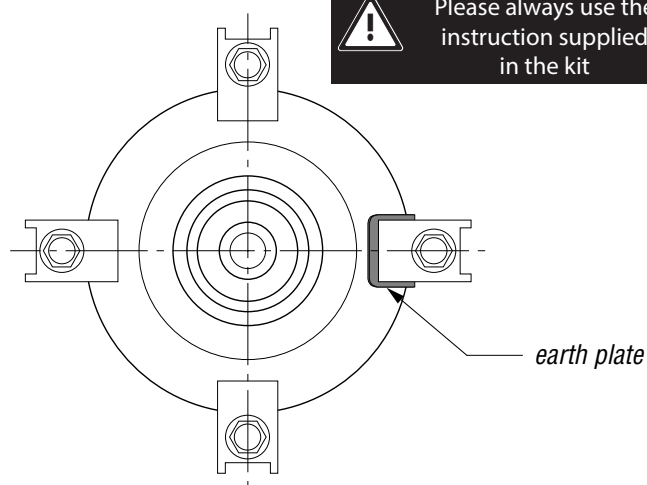
#### MINIMUM OIL LEVEL

System voltage	X Length
6/10 kV	40 mm
12/20 kV	50 mm
18/30 kV	70 mm



#### FOR INFORMATION ONLY

Please always use the instruction supplied in the kit



#### IMPORTANT NOTES :

- This bushing is supplied with a protective cap over the mating interface offering protection against mechanical damage and the ingress of any contaminant. Under no circumstances should this shipping cap be considered as an electrical dead-ending device.
- This bushing should never be energised in isolation neither should it be disconnected whilst energised. It should always be connected to one of the recommended mating parts or the electrical dead-ending device : 400DR-B, K400DR-B, M400DR-B, 400DR-B/G, K400DR-B/G or M400DR-B/G.
- Do not paint the interface.

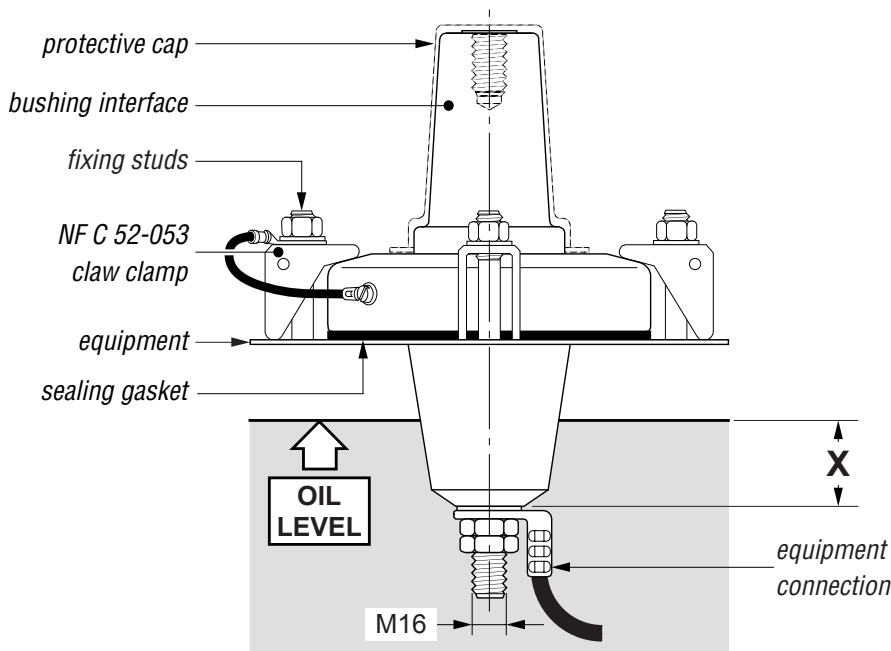
90965E-R/0

This product should be installed only by competent personnel trained in good safety practices involving high voltage electrical equipment. These instructions are not intended as a substitute for adequate training or experience in such safety practices. These instructions do not attempt to provide for every possible contingency.

Failure to follow these instructions could result in damage to the product and serious or fatal injury.

**IMPORTANT : Cable and associated apparatus must be de-energised, locked out, and tagged prior to product installation.**

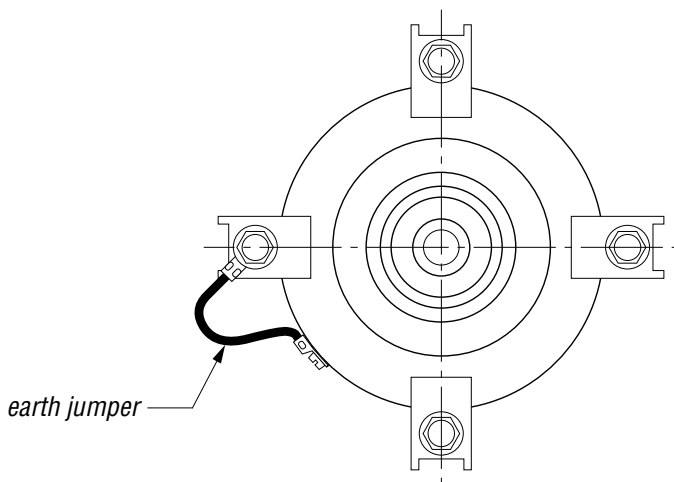
**(K),(M)400AR-5/J  
equipment bushing  
with earth jumper**



**Typical fixing with  
Claw Clamps  
NF C 52-053**

**MINIMUM OIL LEVEL**

System voltage	X Length
6/10 kV	40 mm
12/20 kV	50 mm
18/30 kV	70 mm



**IMPORTANT NOTES :**

- This bushing is supplied with a protective cap over the mating interface offering protection against mechanical damage and the ingress of any contaminant. Under no circumstances should this shipping cap be considered as an electrical dead-ending device.
- This bushing should never be energised in isolation neither should it be disconnected whilst energised. It should always be connected to one of the recommended mating parts or the electrical dead-ending device : 400DR-B, K400DR-B, M400DR-B, 400DR-B/G, K400DR-B/G or M400DR-B/G.
- Do not paint the interface.

**Euromold**  
a Nexans company

**Nexans Network Solutions NV - div. EUROMOLD**

Zuid III - Industrielaan 12

B-9320 EREMBODEGEM-AALST – BELGIUM

Tel: +32 (0)53/85 02 11 – Telefax: +32 (0)53/83 10 13